


Gardiner Library, chapter F, page 1













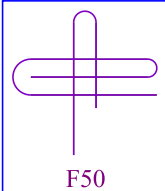



Parts of Mammals



- F1: Ox head
- F2: Charging ox head
- F3: Hippopotamus head
- F4: Forepart of lion
- F5: Hartebeest head
- F6: Forepart of hartebeest
- F7: Ram head
- F8: Forepart of ram
- F9: Leopard head
- F10: Head and neck of animal
- F11: Head and neck of animal
- F12: Head and neck of animal
- F13: Horns
- F14: Horns with palm branch
- F15: Horns with palm branch and sun
- F16: Horn
- F17: Horn and vase from which water flows
- F18: Tusk
- F19: Lower jaw-bone of ox
- F20: Tongue
- F21: Ear of bovine
- F22: Hind-quarters of lion
- F23: Foreleg of ox
- F24: Foreleg of ox reversed
- F25: Leg of ox
- F26: Skin of goat
- F27: Skin of cow with bent tail
- F28: Skin of cow with straight tail
- F29: Cow's skin pierced by arrow
- F30: Water-skin
- F31: Three skins tied together
- F32: Animal's belly
- F33: Tail
- F34: Heart
- F35: Heart and windpipe
- F36: Lung and windpipe
- F37: Backbone and ribs and spinal cord
- F38: Backbone and ribs
- F39: Backbone and spinal cord

Gardiner Library, chapter F, page 2

Parts of Mammals

					F40: Backbone and spinal cords F41: Vertebrae F42: Rib F43: Ribs F44: Bone with meat
					F45: Uterus F46: Intestine F46A: Intestine F47: Intestine F47A: Intestine
					F48: Intestine F49: Intestine F50: Combination of intestine and folded cloth F51: Piece of flesh F51A: Three pieces of flesh horizontally
					F52: Excrement